

TO: Honorable Mayor Steven Meiner and Members of the City Commission

FROM: Eric Carpenter, City Manager *Eric Carpenter*

DATE: July 18, 2025

SUBJECT: **G.O. Bond Program - Project Implementation Update No. 38**

The purpose of this Letter to the Commission (“LTC”) is to advise you on the status of the implementation of the **46** General Obligation Bond (G.O. Bond) Projects approved by the City Commission for the first tranche of funding (Tranche 1), totaling **\$159,024,481**, and **\$19,830,000** approved under the Declaration of Intent to Issue Tranche 2 (referred to herein after as Tranche 2). It also covers the progress of the **20** G.O. Bond Arts & Culture projects approved for Tranche 1, in the amount of **\$104,340,000**.

Refer to Exhibits A and A1 for the agendas of the G.O. Bond Oversight Committee (“the Committee”) meetings held on **May 15, 2025** and **July 8, 2025**. The following information includes excerpts from both meetings. For complete meeting agendas, handouts, minutes, presentations, and audio recordings, visit the website [www.GOMBinfo.com](http://www.GOMBinfo.com) and click on the Oversight Committee tab to see Meeting Records.

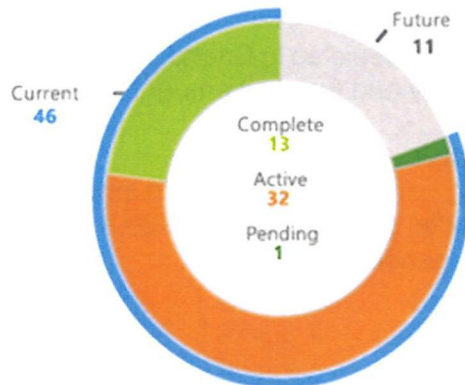
### IMPLEMENTATION STATUS – 2018 BONDS

#### Project Dashboard and Program Progress Report

As of July 8, 2025, a total of **32** out of the **46** current tranche projects are in some form of “Active” status, **13** projects have been completed, and **1** is pending. Chart 1 below shows the full breakdown by Category.

Chart 1

#### PROJECT ACTIVITY



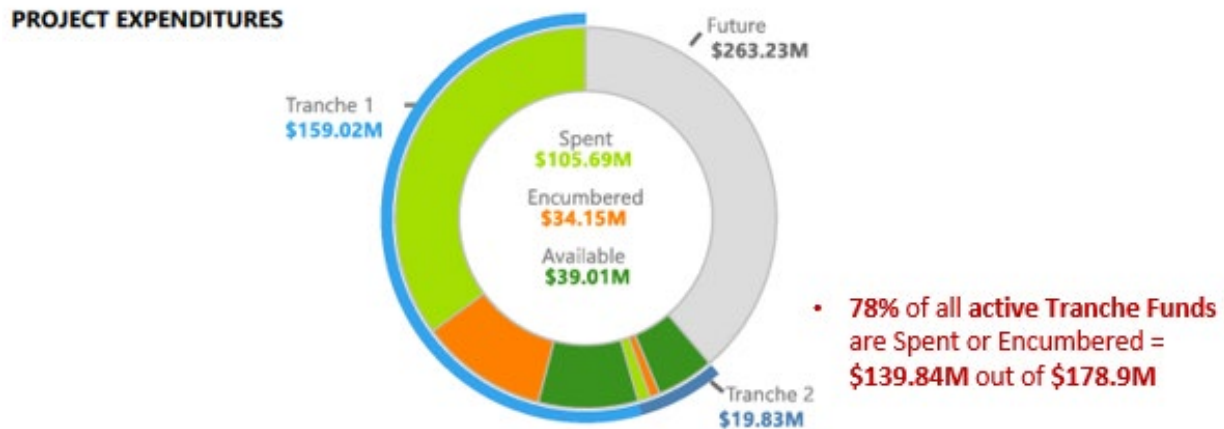
• **98% of all active Tranche Projects are Complete or Active = 45 out 46**

#### PROJECT CATEGORY

		Parks	Infrastructure	Public Safety	All
PROJECT STATUS	Complete	10	1	2	13
	Active	12	10	10	32
	Pending	1	0	0	1
	Future	7	3	1	11
	All	30	14	13	57

A total of **\$105.69 million** has been expended, with an additional **\$34.15 million** encumbered, bringing the total to **\$139.84 million** out of the available **\$178.85 million** in funds. Chart 2 below provides a detailed breakdown of the expenditures by Category.

**Chart 2**



		PROJECT CATEGORY			
		Parks	Infrastructure	Public Safety	Total
PROGRAM FUNDS	Spent	\$55,151,878	\$27,931,515	\$22,611,561	\$105,694,954
	Encumbered	\$21,294,677	\$5,832,402	\$7,023,475	\$34,150,554
	Available	\$14,752,491	\$15,739,489	\$8,516,987	\$39,008,967
	Future	\$81,918,334	\$146,496,594	\$34,815,900	\$263,230,828
	Total	\$173,117,380	\$196,000,000	\$72,967,923	\$442,085,303

**Tranche 1 Progress**

Most of the **46** projects have different components which are considered distinct projects, or “subprojects”, that are tracked separately and have separate budgets, procurement, and implementation schedules.

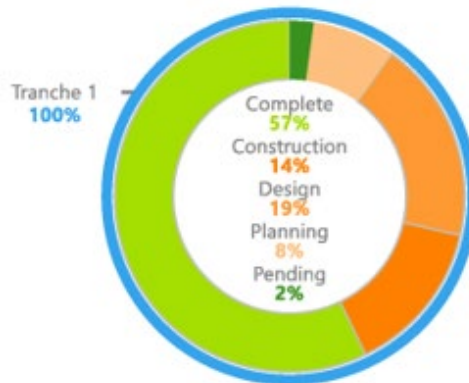
The Tranche 1 Subproject Activity Summary depicted in Charts 3 and 4 on the next page summarize the subproject activity into Status, Category and Funding amount.

**Subproject Tracking Summary by Phase**

As indicated on Chart 3 on the following page, of the **91** total subprojects in Tranche 1, **52** (57%) have been completed, **13** (14%) are under construction, **17** (19%) are in a design phase, **7** (8%) are in a planning phase, and **2** (2%) are pending.

**Chart 3**

**TRANCHE 1  
 SUBPROJECT ACTIVITY**



• **98% of all T1 Subprojects are Complete or Active = 89 out of 91**

**SUBPROJECT CATEGORY**

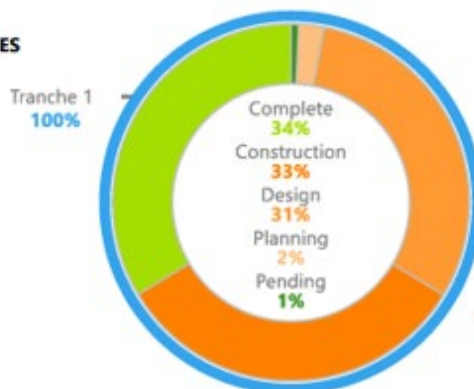
		Parks	Infrastructure	Public Safety	All
SUBPROJECT STATUS	Complete	29	6	17	52
	Construction	5	3	5	13
	Design	6	6	5	17
	Planning	5	1	1	7
	Pending	2	0	0	2
	Total	47	16	28	91

The total expenditures for each of the subproject categories are outlined in Chart 4 below. As of July 8, 2025, the **52** completed subprojects equate to **\$53.5 million** of the budget (34%), **\$52.1 million** (33%) equate to subprojects under construction, **\$48.8 million** (31%) equate to subprojects that are in the design phase, **\$3.6 million** (2%) equate to subprojects that are in the planning phase, and **\$946.6 thousand** (1%) has been earmarked for pending subprojects. For a more detailed breakdown by project, refer to the attached [Exhibit B](#).

**TRANCHE 1**

**Chart 4**

**SUBPROJECT EXPENDITURES**



• **66% of the value of All T1 Projects are Complete or Under Construction**

**SUBPROJECT CATEGORY**

		Parks	Infrastructure	Public Safety	Total
SUBPROJECT FUNDS	Complete	\$25,596,341	\$12,714,564	\$15,174,379	\$53,485,284
	Construction	\$36,909,201	\$10,602,150	\$4,624,469	\$52,135,820
	Design	\$25,496,897	\$5,959,089	\$17,353,190	\$48,809,176
	Planning	\$2,249,996	\$397,616	\$999,999	\$3,647,611
	Pending	\$946,639	\$0	\$0	\$946,639
	Total	\$91,199,074	\$29,673,419	\$38,152,037	\$159,024,530

### Subproject Progress

Chart 5 below compares the status of subprojects from previous months to the current month, dating back to October 2019.

**Chart 5**  
**SUMMARY SUB-PROJECTS - TRANCHE 1**

	10/17/19		12/17/20		11/18/21		12/01/22		12/14/23		12/19/24		05/15/25		07/08/25		VARIANCE
	No.	%	No.	%	No.	%	No.	%	No.	%	No.	%	No.	%	No.	%	
ACTIVE/COMPLETE	44	68%	69	95%	80	95%	83	98%	85	96%	87	97%	89	98%	89	98%	0
CONSTRUCTION	16	15%	9	12%	11	13%	8	9%	11	12%	11	12%	12	13%	13	14%	1
PLANNING / DESIGN	23	21%	31	42%	36	43%	35	41%	29	33%	27	30%	25	27%	24	26%	-1
CLOSED / COMPLETE	5	5%	29	40%	33	39%	40	47%	45	51%	49	54%	52	57%	52	57%	0
REMAINING	21	32%	4	5%	4	5%	2	2%	4	4%	3	3%	2	2%	2	2%	0
<b>TOTAL SUB-PROJECTS</b>	<b>65</b>		<b>73</b>		<b>84<sup>1</sup></b>		<b>85<sup>2</sup></b>		<b>89<sup>3</sup></b>		<b>90<sup>4,5</sup></b>		<b>91<sup>6</sup></b>		<b>91</b>		

- <sup>1</sup> Total number of subprojects was updated to reflect the revised G.O. Bond Implementation Plan approved by the City Commission on April 21, 2021
- <sup>2</sup> GO# 25 - Waterway Restoration Project moved from Tranche 2 to Tranche 1
- <sup>3</sup> GO# 18 - Scott Rakow Youth Center - One sub-project sub-divided into 2  
 GO# 34 - Above Ground Improvements - Indian Creek Sub-Project moved from Tranche 2 to Tranche 1  
 GO# 52 - LED Lighting in Parks - One sub-project sub-divided into 2  
 GO# 5 - Flamingo Park Historic Lodge - One sub-project sub-divided into 2  
 GO# 43 - Alton Rd Shared Use Path sub-project removed  
 GO# 48 - Real Time Intelligence Center sub-project added

- <sup>4</sup> GO# 13 - North Shore Path & Fields moved from Tranche 1 to Tranche 2 & GO# 27 Log Cabin moved from Tranche 2 to Tranche 1
- <sup>5</sup> GO# 7 - La Gorce Park moved from Tranche 2 to Tranche 1
- <sup>6</sup> GO# 5 - New subproject - Flamingo Park Softball Field

### Tranche 1 Expenditure Status

As of July 8, 2025, a total of **\$102.6 million** has been expended, and **\$31.6 million** is currently encumbered, totaling **\$134.3 million** of the **\$159 million** allocated for Tranche 1. The breakdown of expenditures by Category is shown in Chart 6 below.

**Chart 6**

**PROJECT EXPENDITURES TRANCHE 1**



PROGRAM FUNDS	PROJECT CATEGORY			
	Parks	Infrastructure	Public Safety	Total
Spent	\$55,151,878	\$24,880,187	\$22,611,561	\$102,643,626
Encumbered	\$21,294,677	\$3,322,208	\$7,023,475	\$31,640,360
Available	\$14,752,491	\$1,471,017	\$8,516,987	\$24,740,495
<b>Total</b>	<b>\$91,199,046</b>	<b>\$29,673,412</b>	<b>\$38,152,023</b>	<b>\$159,024,481</b>

**Tranche 2 Progress**

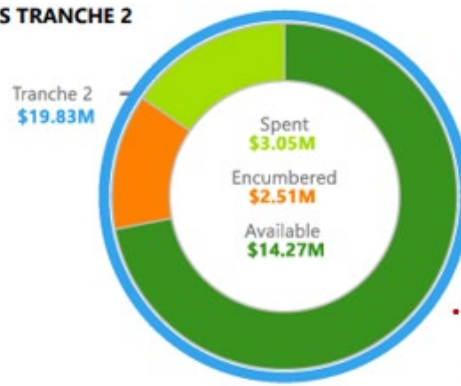
Tranche 2 consists of 5 Infrastructure Category subprojects, all of which are continuations of projects launched in Tranche 1. Currently, all 5 subprojects are in progress, with 4 in the construction phase and 1 in the design phase. For a detailed breakdown by project, refer to the bottom section of the attached Exhibit B.

**Tranche 2 Expenditure Status**

As indicated in Chart 7 below, as of July 8, 2025, **\$3.1 million** has been expended, and **\$2.5 million** has been encumbered for a total of **\$5.6 million** out of the **\$19.8 million** of Tranche 2 funds.

**Chart 7**

**PROJECT EXPENDITURES TRANCHE 2**



• 28% of all T2 Funds are Spent or Encumbered = \$5.6M out of \$19.8M

		PROJECT CATEGORY	
		Infrastructure	Total
PROGRAM FUNDS	Spent	\$3,051,328	\$3,051,328
	Encumbered	\$2,510,194	\$2,510,194
	Available	\$14,268,472	\$14,268,472
	Total	\$19,829,994	\$19,829,994

**Construction Commencements for 2025**

A summary graph of all projects that are projected to commence construction during the 2025 calendar year was reported. Refer to Exhibit C.

**Projects Update**

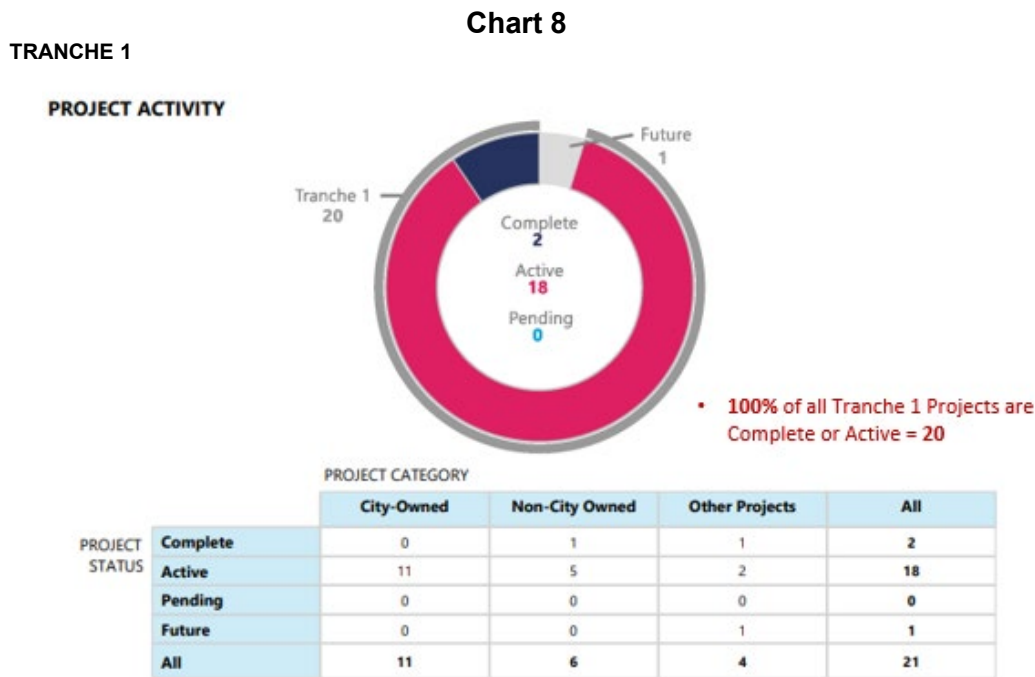
The following Tranche 1 projects were discussed during the May 15 and July 8, 2025 meetings. Refer to www.GOMBinfo.com for further details and information for each of the following:

- #01 72<sup>nd</sup> St. Community Complex
- #15 Bayshore Park
- #23 Baywalk
- #31 Ocean Drive
- #36 Washington Avenue
- #40 41<sup>st</sup> St Corridor
- #42 Traffic Calming
- #45 Fire Station #1
- #55 Street Lighting

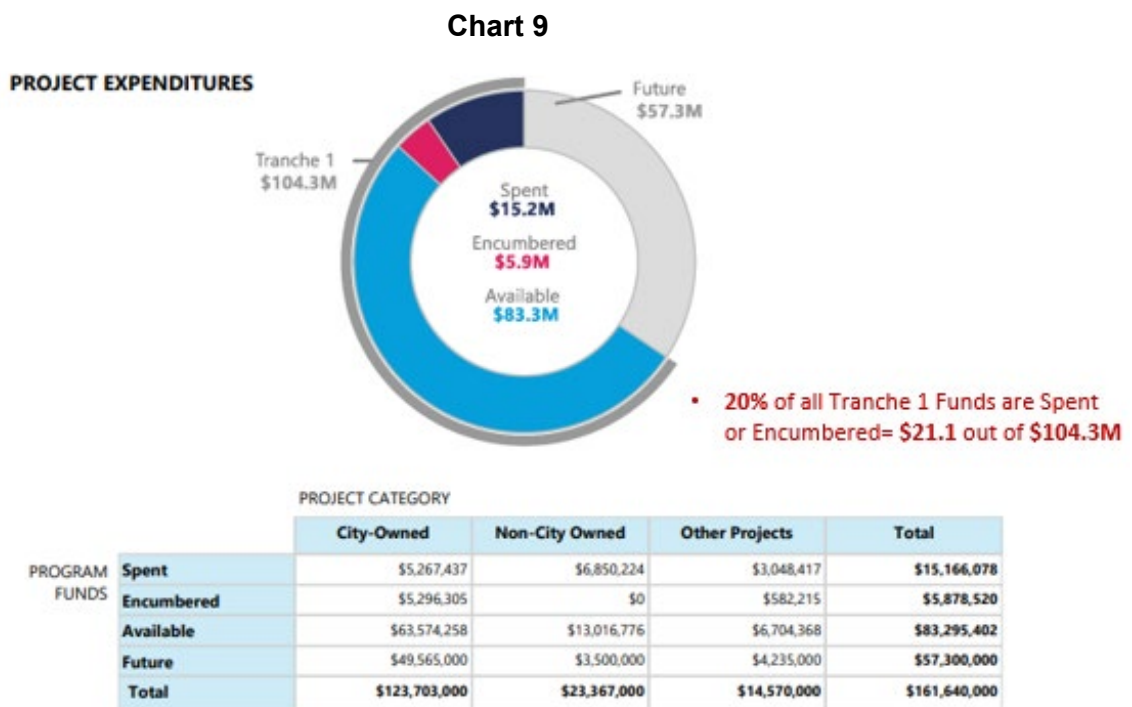
**IMPLEMENTATION STATUS – 2022 ARTS & CULTURE BONDS**

**Project Dashboard and Program Progress Report**

The G.O. Bond for Arts & Culture was fully funded on July 27, 2023. As of July 8, 2025, **18** out of the **20** Tranche 1 projects are in some form of “Active” status and **2** have been completed. Chart 8 below shows the full breakdown by Category and Project Status.



Approximately **\$15.2 million** has been expended and another **\$5.9 million** has been encumbered for a total of **\$21.1 million** out of the **\$104.3 million** of available Tranche 1 funds. Chart 9 below shows the full breakdown of the expenditures broken down by Category.



### Tranche 1 Progress

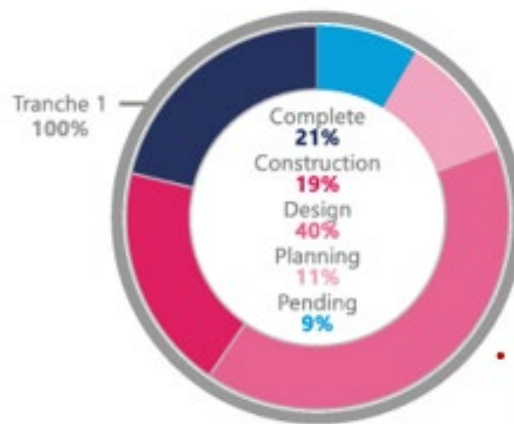
Most of the **20** projects in Tranche 1 have different components which are considered distinct projects, or “subprojects”, that are tracked separately and have separate budgets, procurement, and implementation schedules. The Tranche 1 Subproject Activity Summary depicted in Chart 10 below and 11 on the next page, summarize the subproject activity into Status, Category and Funding amount.

### Subproject Tracking Summary by Phase

Of the **47** total subprojects in Tranche 1, **10** (21%) have been completed, **9** (19%) are under construction, **19** (40%) are in a design phase, **5** (11%) are in a planning phase, and **4** (9%) are pending. Chart 10 below shows the status of all subprojects broken down by Phase and Category.

**Chart 10**

**TRANCHE 1  
 SUBPROJECT ACTIVITY**



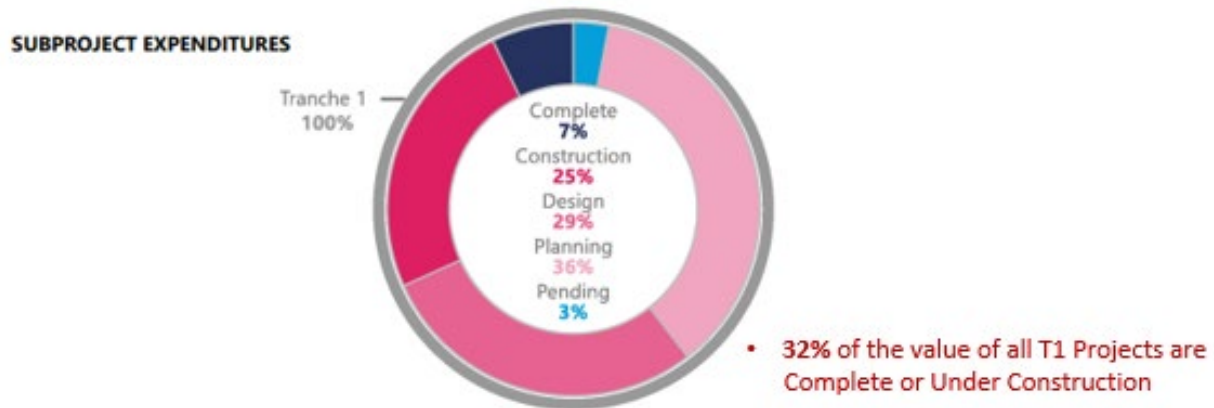
• **91% of all T1 Subprojects are Complete or Active = 43**

**SUBPROJECT CATEGORY**

		City Owned	Non-City Owned	Other Projects	All
SUBPROJECT STATUS	Complete	7	1	2	10
	Construction	5	3	1	9
	Design	15	1	3	19
	Planning	4	1	0	5
	Pending	2	0	2	4
	All	33	6	8	47

The total expenditures for each of the subproject categories are outlined in Chart 11 on the following page. As of July 8, 2025, the **10** completed subprojects equate to approximately **\$7.4 million** (7%) of the tranche 1 budget, **\$25.7 million** (25%) equate to subprojects that are under construction, **\$30 million** (29%) equate to subprojects that are in the design phase, **\$38 million** (36%) equate to subprojects that are in the planning phase, and **\$3.1 million** (3%) has been earmarked for pending subprojects. For a full breakdown, by project, refer to attached Exhibit D.

**Chart 11**



		SUBPROJECT CATEGORY			
		City Owned	Non-City Owned	Other Projects	Total
SUBPROJECT FUNDS	Complete	\$1,732,300	\$4,000,000	\$1,706,179	\$7,438,479
	Construction	\$10,476,900	\$13,617,000	\$1,589,237	\$25,683,137
	Design	\$25,097,600	\$750,000	\$4,160,137	\$30,007,737
	Planning	\$36,528,000	\$1,500,000	\$0	\$38,028,000
	Pending	\$303,200	\$0	\$2,879,447	\$3,182,647
	<b>Total</b>	<b>\$74,138,000</b>	<b>\$19,867,000</b>	<b>\$10,335,000</b>	<b>\$104,340,000</b>

**Subproject Progress**

Chart 12 below compares the status of subprojects from previous months to the current month, dating back to March 2024.

**Chart 12**

**SUMMARY SUB-PROJECTS - TRANCHE 1**

	3/7/24		7/18/24		9/19/24		12/19/24		3/12/25		5/15/25		7/8/25		VARIANCE
	No.	%	No.	%	No.	%	No.	%	No.	%	No.	%	No.	%	
ACTIVE/COMPLETE	40	87%	42	89%	44	94%	45	96%	43	91%	43	91%	43	91%	0
CONSTRUCTION	6	6%	8	17%	10	21%	10	21%	10	21%	9	19%	9	19%	0
PLANNING / DESIGN	33	30%	28	60%	28	60%	29	62%	24	51%	24	51%	24	51%	0
CLOSED / COMPLETE	1	1%	6	13%	6	13%	6	13%	9	19%	10	21%	10	21%	0
REMAINING	6	13%	5	11%	3	6%	2	4%	4	9%	4	9%	4	9%	0

<b>TOTAL SUB-PROJECTS</b>	<b>46</b>	<b>47 *</b>	<b>47</b>	<b>47</b>	<b>47</b>	<b>47</b>	<b>47</b>	<b>47</b>
---------------------------	-----------	-------------	-----------	-----------	-----------	-----------	-----------	-----------

\* #18 Aquatic Sculpture Park - PH3 added

**Construction Commencements for 2025**

A summary graph of all projects projected to commence construction during the 2025 calendar year was reported. Refer to Exhibit E.

**Tranche 1 Projects Update**

The following Tranche 1 project updates were discussed during the May 15 and July 8, 2025 meetings. Refer to www.GOMBinfo.com for further details and information for each of the following:

*G.O. Bond Program - Project Implementation Update No. 38*

*July 18, 2025*

*Page 9 of 9*

- #01 Bass Museum
- #09 Holocaust Memorial
- #10 Byron Carlyle Theater
- #13 Collins Park Cultural Center
- #18 Aquatic Sculpture Park (Reefline)
- #19 Collins Park Rotunda

**Community Information and Outreach**


The Administration continues to perform public information and outreach activities through various community meetings, Constant Contact emails, direct mailings, publications, and the City's social media platforms.

Several project advisories have also been circulated via Constant Contact to inform residents of construction activity that is being performed in their neighborhoods. This has included street paving and sidewalk repairs, seawalls, and ongoing work on Bayshore Park.

The website, [www.GOMBInfo.com](http://www.GOMBInfo.com), continues to be updated with press releases, project photos, implementation updates, and more. For additional information, please contact Thais Vieira at [thaisvieira@miamibeachfl.gov](mailto:thaisvieira@miamibeachfl.gov) or via cellphone at (305) 216-1000.

**Attachments:**

- Exhibit A – GOB Oversight Committee Agenda for May 15, 2025
- Exhibit A1 – GOB Oversight Committee Agenda for July 8, 2025
- Exhibit B – 2018 GOB Subproject and Project List by Phase
- Exhibit C – 2018 GOB Construction Commencement Graph
- Exhibit D – Arts & Culture Bond Subproject and Project List by Phase
- Exhibit E - Arts & Culture Bond Construction Commencement Graph





## General Obligation Bond Oversight Committee

City of Miami Beach  
 Karen Rivo, Chair  
 Thais Vieira, Liaison

### AGENDA

May 15, 2025

I.	<b>Roll Call and Introductions</b>	All	4:00pm
II.	<b>Committee Business</b> • Adoption of Meeting Minutes from 03-12-25	Karen Rivo	4:05pm
III.	<b>Bond Accrued Interest Transfer</b> • GO#19 - Soundscape Park	JG/FAC/TV	4:10pm
<b><u>2022 G.O. Bonds for Arts &amp; Culture</u></b>			
IV.	<b>Arts &amp; Culture Program General Status Update</b>	Thais Vieira	4:20pm
V.	<b>Miami City Ballet Grant Update &amp; Presentation</b>	FAC/MCB	4:25pm
VI.	<b>2022 Bonds Projects Update</b> • Bass Museum (P), Collins Park Cultural Center (P), Byron (P), Reefline (D)	CIP/FAC	4:35pm
VII.	<b>Public Comment</b>	Public	5:05pm
<b><u>2018 G.O. Bonds</u></b>			
VIII.	<b>Program General Status Update</b>	Thais Vieira	5:15pm
IX.	<b>2018 Bonds Projects Update</b> • Ocean Dr (D), 72 <sup>nd</sup> Street Complex (D), FS1 (D), Traffic Calming (D), Street Lighting (D)	CIP/Transp/PW	5:20pm
X.	<b>Community Outreach</b> • Recent Past Public Meetings / Upcoming Events ○ Collins Park Workforce Housing Grand Opening (May 22)	KP/TV	5:45pm
XI.	<b>Public Comment</b>	Public	5:50pm
XII.	<b>Adjournment</b>		6:00pm

### Committee Charge

The purpose of the General Obligation Bond Oversight Committee is to make advisory recommendations to the City Manager and City Commission from a macro perspective regarding the timely progress, overall goals, costs, including financial efficiencies, and the timely completion of General Obligation Bond Program projects approved by the voters in the City of Miami Beach. The Committee shall have the following powers & duties:

1. Receive input from the public, the City Administration, City consultants, and the City's Inspector General, as needed, to make recommendations relative to the overall timing, cost efficiencies, and prioritization of the G.O. Bond Program projects.
2. Provide general oversight to ensure that G.O. Bond Program project timelines, budgets (including cost efficiencies) are prioritized and achieved, and that the projects are completed in accordance with the scope of work approved by the voters.
3. Review City staff and G.O. Bond Program project manager's progress reports and provide monthly reports to the City Commission.



**General Obligation Bond Oversight Committee**

City of Miami Beach  
 Karen Rivo, Chair  
 Thais Vieira, Liaison

**AGENDA**  
 July 8, 2025

I.	<b>Roll Call and Introductions</b>	All	4:00pm
II.	<b>Committee Business</b> • Adoption of Meeting Minutes from 05-15-25	Karen Rivo	4:05pm
III.	<b>Bond Accrued Interest Transfers</b> <u>2018 GOB</u> • GO#19 Soundscape Park Storage, GO#40 41 <sup>st</sup> St Corridor <u>Arts &amp; Culture</u> • ACGO#1 Bass Museum, ACGO#11 NB Oceanfront Center	Thais V./Jason G.  Parks / CIP Facilities	4:10pm
IV.	<b>Tranche 2 – New Declaration of Intent to Issue</b>	JG/TV	4:25pm
<b><u>2018 G.O. Bonds</u></b>			
V.	<b>Program General Status Update</b>	Thais Vieira	4:40pm
VI.	<b>2018 Bonds Projects Update</b> • Washington Ave (P), FS1 (D), 41 <sup>st</sup> St Corridor, Baywalk (P), Bayshore Park (C)	TV/PW/CIP	4:45pm
VII.	<b>Public Comment</b>	Public	5:05pm
<b><u>2022 G.O. Bonds for Arts &amp; Culture</u></b>			
VIII.	<b>Arts &amp; Culture Program General Status Update</b>	Thais Vieira	5:15pm
IX.	<b>2022 Bonds Projects Update</b> • Rotunda (C), Byron (P), Holocaust Mem. (C), Reefline (D)	CIP/FAC	5:20pm
X.	<b>Community Outreach</b> • Recent Past Public Meetings / Upcoming Events	KP/TV	5:45pm
XI.	<b>Public Comment</b>	Public	5:50pm
XII.	<b>Adjournment</b>		6:00pm

**Committee Charge**

The purpose of the General Obligation Bond Oversight Committee is to make advisory recommendations to the City Manager and City Commission from a macro perspective regarding the timely progress, overall goals, costs, including financial efficiencies, and the timely completion of General Obligation Bond Program projects approved by the voters in the City of Miami Beach. The Committee shall have the following powers & duties:

1. Receive input from the public, the City Administration, City consultants, and the City's Inspector General, as needed, to make recommendations relative to the overall timing, cost efficiencies, and prioritization of the G.O. Bond Program projects.
2. Provide general oversight to ensure that G.O. Bond Program project timelines, budgets (including cost efficiencies) are prioritized and achieved, and that the projects are completed in accordance with the scope of work approved by the voters.
3. Review City staff and G.O. Bond Program project manager's progress reports and provide monthly reports to the City Commission.

**Legend:** (P) Planning Phase, (D) Design Phase, (C) Construction Phase, (PN) Pending, (V) Various Phases, (F) Future Tranche

EXHIBIT B

G.O. BOND PROJECT LIST BY PHASE

Active Phase	Project Name	Category	Department	Tranche	Anticipated End Date ↑	Count	% Count	\$ Budget	\$ Encumbered	\$ Spent	% Spent	\$ Available
Closed	#53 PORTABLE BOLLARDS	Public Safety	Police	1	07-31-2019			599,916	-	599,915	-	-
Closed	#17 POLO PARK	Parks	Parks & Recreation	1	08-11-2019			493,673	-	493,673	-	-
Closed	#19 SOUNDSCAPE 4K TECHNOLOGY	Parks	Tourism & Culture	1	09-30-2019			3,748,495	-	3,748,495	-	-
Closed	#13 NORTH SHORE LIGHTS & PAINT	Parks	Property Management	1	10-14-2019			130,300	-	130,210	-	89
Closed	#52 TATUM PARK LED LIGHTING	Public Safety	Parks & Recreation	1	10-14-2019			52,758	-	52,758	-	-
Closed	#52 CRESPI PARK LED LIGHTING	Public Safety	Parks & Recreation	1	10-21-2019			41,780	-	41,780	-	-
Closed	#52 STILLWATER PARK LED LIGHTING	Public Safety	Parks & Recreation	1	10-21-2019			41,780	-	41,780	-	-
Closed	#26 COLONY THEATRE ROOF	Parks	Property Management	1	10-24-2019			299,650	-	299,650	-	-
Closed	#21 STILLWATER PARK	Parks	Parks & Recreation	1	11-08-2019			142,440	-	142,440	-	-
Closed	#3 CRESPI PARK	Parks	Parks & Recreation	1	11-09-2019			184,920	-	184,919	-	1
Closed	#18 SCOTT RAKOW PAINT	Parks	Property Management	1	11-12-2019			116,776	-	116,776	-	-
Closed	#47 MACARTHUR CSWY READERS	Public Safety	Police	1	11-28-2019			64,904	-	64,904	-	-
Closed	#52 NORMANDY ISLE PARK LED LIGHTING	Public Safety	Parks & Recreation	1	12-02-2019			212,599	-	212,593	-	5
Closed	#18 SCOTT RAKOW HVAC	Parks	Property Management	1	12-06-2019			137,303	-	137,302	-	-
Closed	#13 NORTH SHORE ROOF	Parks	Property Management	1	12-16-2019			375,000	-	374,722	-	276
Closed	#18 SCOTT RAKOW ROOF	Parks	Property Management	1	01-05-2020			127,218	-	127,217	-	-
Closed	#26 MIAMI CITY BALLET ROOF	Parks	Property Management	1	01-15-2020			758,824	-	758,824	-	-
Closed	#13 NORTH SHORE CAMERAS	Parks	Property Management	1	02-04-2020			205,699	-	60,858	-	144,841
Closed	#18 SCOTT RAKOW CAMERAS	Parks	Property Management	1	02-05-2020			110,660	-	110,659	-	-
Closed	#32 PALM & HIBISCUS LANDSCAPING	Infrastructure	Capital Improvement Projects	1	03-25-2020			1,000,000	-	1,000,000	-	-
Closed	#18 SCOTT RAKOW WINDOWS	Parks	Property Management	1	04-16-2020			373,420	-	198,887	-	174,531
Closed	#26 FILLMORE ROOF	Parks	Property Management	1	05-15-2020			1,874,156	-	1,874,155	-	-
Closed	#4 FAIRWAY PARK PAVILION	Parks	Parks & Recreation	1	05-15-2020			50,000	-	35,044	-	14,955
Closed	#2 COLLINS PARK	Parks	Parks & Recreation	1	05-28-2020			557,287	-	557,287	-	-
Closed	#13 NORTH SHORE GENERATOR	Parks	Property Management	1	06-30-2020			524,999	-	503,861	-	21,138
Closed	#18 SCOTT RAKOW GENERATOR	Parks	Property Management	1	06-30-2020			729,719	-	729,717	-	-
Closed	#18 SCOTT RAKOW POOL	Parks	Parks & Recreation	1	07-06-2020			977,105	-	977,104	-	-
Closed	#47 71 ST. ENTRANCE READERS	Public Safety	Police	1	07-12-2020			31,582	-	31,582	-	-
Closed	#47 JULIA TUTTLE CSWY READERS	Public Safety	Police	1	09-21-2020			89,186	-	89,185	-	1
Closed	#57 LUMMUS PARK/OCEAN DRIVE CAMERAS	Public Safety	Police	1	02-28-2021			824,845	-	824,845	-	-
Closed	#4 FAIRWAY PARK FENCE	Parks	Parks & Recreation	1	03-10-2021			209,999	-	205,917	-	4,082
Closed	#40 41 STREET LIGHTING UPGRADES	Infrastructure	Public Works Department	1	03-13-2021			102,999	-	99,173	-	3,825
Closed	#56 CAMERAS- BEACHWALK	Public Safety	Police	1	04-02-2021			693,219	-	693,218	-	-
Closed	#24 MIDDLE BEACH BEACHWALK PH3	Parks	Capital Improvement Projects	1	12-27-2021			4,214,179	-	4,214,178	-	-
Closed	#42 NAUTILUS TRAFFIC CALMING	Infrastructure	Transportation	1	01-14-2022			739,499	-	712,631	-	26,867
Closed	#18 SCOTT RAKOW GYM FLOORS	Parks	Parks & Recreation	1	01-21-2022			322,451	-	322,451	-	-
Closed	#12 N. BEACH OCEANSIDE BEACHWALK	Parks	Capital Improvement Projects	1	06-06-2022			1,999,999	-	1,999,999	-	-
Closed	#50 DADE BLVD. CORRIDOR CAMERAS	Public Safety	Police	1	08-03-2022			165,674	-	131,420	-	34,254
Closed	#9 MSD PLAYGROUND AND SIDEWALKS	Parks	Parks & Recreation	1	08-05-2022			553,999	-	528,513	-	25,485
Closed	#18 SCOTT RAKOW OTHER FLOORS	Parks	Parks & Recreation	1	10-28-2022			203,798	-	203,798	-	-
Closed	#52 FLAMINGO PARK LED LIGHTING	Public Safety	Parks & Recreation	1	11-14-2022			1,044,143	-	1,044,143	-	-
Closed	#50 71 STREET CORRIDOR CAMERAS	Public Safety	Police	1	12-22-2022			211,999	-	85,307	-	126,692
Closed	#53 CONVENTION CENTER BOLLARDS	Public Safety	Public Works Department	1	09-07-2023			783,128	-	782,013	-	1,115
Closed	#53 SOUNDSCAPE PARK BOLLARDS	Public Safety	Public Works Department	1	12-01-2023			225,198	-	223,665	-	1,533
Closed	#53 SOUTH POINTE PARK BOLLARDS	Public Safety	Public Works Department	1	12-11-2023			391,668	-	335,362	-	56,306

### G.O. BOND PROJECT LIST BY PHASE

Active Phase	Project Name	Category	Department	Tranche	Anticipated End Date ↑	Count	% Count	\$ Budget	\$ Encumbered	\$ Spent	% Spent	\$ Available
Closed	#34 ABOVE GROUND IMPROV-INDIAN CRK	Infrastructure	Public Works Department	1	03-30-2024			1,112,000	-	1,111,636		363
Closed	#37 SIDEWALKS - TRANCHE 1	Infrastructure	Public Works Department	1	12-31-2024			3,960,066	-	3,960,060		5
Closed	#38 STREETS - TRANCHE 1	Infrastructure	Public Works Department	1	12-31-2024			5,800,000	-	5,800,000		-
Closed	#13 N.S. PLAYGROUND	Parks	Parks & Recreation	1	01-31-2025			794,999	-	512,455		282,544
Closed	#9 MSD PARK LIGHTING	Parks	Parks & Recreation	1	05-08-2025			127,999	-	127,999		-
<b>Closed Sum</b>								<b>\$38,534,010</b>	<b>-</b>	<b>\$37,615,080</b>		<b>\$918,908</b>
<b>Closed Count</b>						<b>50</b>	<b>55%</b>					
Complete	#49 PUBLIC SAFETY RADIO SYSTEM	Public Safety	Fire	1	04-30-2022			9,700,000	1,169,228	8,524,118		6,653
Complete	#10 MAURICE GIBB PARK	Parks	Capital Improvement Projects	1	04-21-2025			5,251,274	644,802	4,603,424		3,046
<b>Complete Sum</b>								<b>\$14,951,274</b>	<b>\$1,814,030</b>	<b>\$13,127,542</b>		<b>\$9,699</b>
<b>Complete Count</b>						<b>2</b>	<b>2%</b>					
Construction	#48 REAL TIME INTELLIGENCE CENTER	Public Safety	Property Management	1	07-31-2025			701,460	237,228	455,374		8,856
Construction	#19 SOUNDSCAPE STORAGE	Parks	Parks & Recreation	1	08-30-2025			827,001	229,177	597,823		-
Construction	#57 COLLINS AVE/WASH AVE CAMERAS	Public Safety	Police	1	08-31-2025			665,154	148,903	513,452		2,799
Construction	#15 PAR 3 / BAYSHORE PARK	Parks	Capital Improvement Projects	1	09-18-2025			20,166,104	-	20,165,144		959
Construction	#5 FLAMINGO PARK LODGE	Parks	Capital Improvement Projects	1	10-05-2025			1,051,674	815,336	227,974		8,363
Construction	#52 FLA. PARK LED LIGHTING - FIELDS	Public Safety	Capital Improvement Projects	1	11-20-2025			1,655,856	880,606	26,250		749,000
Construction	#5 FLAMINGO PARK SOFTBALL FIELD	Parks	Capital Improvement Projects	1	12-07-2025			5,864,423	5,510,945	353,478		-
Construction	#39 SEAWALLS/SHORELINES - TRANCHE 1	Infrastructure	Public Works Department	1	12-30-2025			4,999,998	190,119	4,801,113		8,765
Construction	#50 ALTON RD. CORRIDOR CAMERAS	Public Safety	Police	1	12-31-2025			211,999	31,942	113,025		67,031
Construction	#33 TREE PLANTING - TRANCHE 1	Infrastructure	Environmental	1	12-31-2025			2,770,000	-	2,533,347		236,652
Construction	#43 23 ST. STREETSCAPE IMPROVEMENTS	Infrastructure	Capital Improvement Projects	1	04-02-2026			2,832,152	1,665,394	948,532		218,226
Construction	#47 OTHER READERS CITYWIDE	Public Safety	Police	1	06-30-2026			1,390,000	155,483	905,919		328,597
Construction	#23 PEDESTRIAN BRIDGE	Parks	Capital Improvement Projects	1	09-02-2026			8,999,999	7,160,982	1,838,409		606
<b>Construction Sum</b>								<b>\$52,135,820</b>	<b>\$17,026,115</b>	<b>\$33,479,840</b>		<b>\$1,629,854</b>
<b>Construction Count</b>						<b>13</b>	<b>14%</b>					
Design	#42 PALM VIEW TRAFFIC CALMING	Infrastructure	Transportation	1	07-30-2025 b			86,349	-	46,427		39,922
Design	#5 FLAMINGO PARK MASTER PLAN	Parks	Capital Improvement Projects	1	10-02-2025			8,233,900	413,853	1,998,717		5,821,329
Design	#7 LA GORCE PARK	Parks	Parks & Recreation	1	12-01-2025			150,000	129,593	18,206		2,200
Design	#48 POLICE HQ FACILITY - TRANCHE 1	Public Safety	Property Management	1,2	12-31-2025			5,871,811	266,073	1,924,228		3,681,509
Design	#43 CHASE AVE/34 ST SHARED USE PATH	Infrastructure	Capital Improvement Projects	1	02-27-2026			829,998	36,078	484,329		309,591
Design	#55 STREET LIGHTING - TRANCHE 1	Public Safety	Public Works Department	1	06-02-2026			3,499,999	1,903,776	662,793		933,429
Design	#42 BAYSHORE TRAFFIC CALMING - T1	Infrastructure	Transportation	1	10-01-2026			380,148	11,838	340,157		28,153
Design	#25 WATERWAY RESTORATION	Parks	Capital Improvement Projects	1,2	10-22-2026			499,999	329,792	90,292		79,915
Design	#8 LUMMUS PARK	Parks	Capital Improvement Projects	1	11-26-2026			4,736,999	677,750	522,777		3,536,471
Design	#27 LOG CABIN	Parks	Capital Improvement Projects	1	03-21-2027			1,075,999	188,192	-		887,807
Design	#54 MARINE PATROL FACILITY	Public Safety	Capital Improvement Projects	1,2	03-26-2027			1,999,999	264,095	558,600		1,177,302
Design	#42 NORMANDY ISLE TRAFFIC CALMING	Infrastructure	Transportation	1	07-10-2027			293,999	17,747	254,989		21,263
Design	#50 41 ST. CORRIDOR CAMERAS	Public Safety	Capital Improvement Projects	1	05-16-2028			235,324	-	21,575		213,748
Design	#40 41 ST CORRIDOR IMPROVEMENTS	Infrastructure	Capital Improvement Projects	1,2	05-16-2028			2,819,596	947,014	1,761,533		111,049
Design	#45 FIRE STATION #1	Public Safety	Capital Improvement Projects	1,2	07-03-2028			5,746,057	1,888,565	3,379,761		477,730
Design	#1 72 ST COMMUNITY COMPLEX	Parks	Capital Improvement Projects	1,2	07-19-2028			10,800,000	4,916,779	4,242,993		1,640,227
Design	#31 OCEAN DRIVE CORRIDOR	Infrastructure	Capital Improvement Projects	1,2	04-22-2029			1,548,999	454,018	800,360		294,620
<b>Design Sum</b>								<b>\$48,809,176</b>	<b>\$12,445,163</b>	<b>\$17,107,737</b>		<b>\$19,256,265</b>
<b>Design Count</b>						<b>17</b>	<b>19%</b>					

### G.O. BOND PROJECT LIST BY PHASE

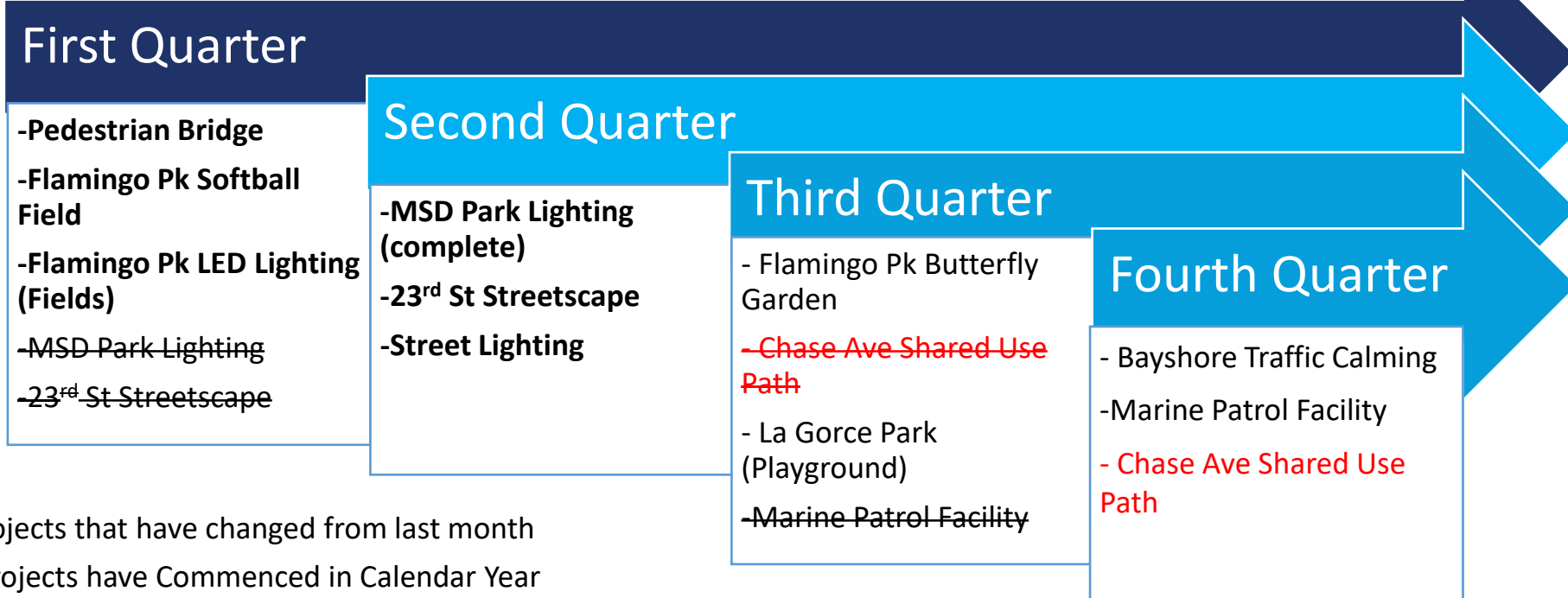
Active Phase	Project Name	Category	Department	Tranche	Anticipated End Date ↑	Count	% Count	\$ Budget	\$ Encumbered	\$ Spent	% Spent	\$ Available
Planning	#36 WASHINGTON AVE. CORRIDOR	Infrastructure	Public Works Department	1,2	11-30-2025 b			397,616	-	225,900		171,716
Planning	#5 FLAMINGO YOUTH CENTER FACILITY	Parks	Capital Improvement Projects	1,2	03-13-2028			250,000	167,701	33,880		48,418
Planning	#23 BAY GARDEN MANOR LINK	Parks	Capital Improvement Projects	1,2	12-22-2028			269,999	24,400	224,907		20,692
Planning	#23 BAYVIEW TERRACE LINK	Parks	Capital Improvement Projects	1,2	02-15-2029			169,999	23,209	146,637		152
Planning	#23 SOUTH BAY CLUB LINK	Parks	Capital Improvement Projects	1,2	04-26-2029			559,998	12,458	370,381		177,159
Planning	#46 OCEAN RESCUE NOBE FACILITY	Public Safety	Capital Improvement Projects	1,2	10-15-2029			999,999	30,912	318,659		650,427
Planning	#29 WEST LOTS - TRANCHE 1	Parks	Parks & Recreation	1	(blank)			1,000,000	-	-		1,000,000
<b>Planning Sum</b>								<b>\$3,647,611</b>	<b>\$258,680</b>	<b>\$1,320,364</b>		<b>\$2,068,564</b>
<b>Planning Count</b>						<b>7</b>	<b>8%</b>					
Pending	#30 SKATE PARK	Parks	Parks & Recreation	1	(blank)			683,000	49,708	39,726		443,565
Pending	#18 SCOTT RAKOW ICE RINK FLOORS	Parks	Parks & Recreation	1	(blank)			413,640	-	-		413,640
<b>Pending Sum</b>								<b>\$1,096,640</b>	<b>\$49,708</b>	<b>\$39,726</b>		<b>\$857,205</b>
<b>Pending Count</b>						<b>2</b>	<b>2%</b>					
<b>Tranche 1 Total</b>						<b>91</b>	<b>100%</b>	<b>159,174,531</b>	<b>31,593,696</b>	<b>102,690,289</b>		<b>24,740,495</b>
Construction	#33 TREE PLANTING - TRANCHE 2	Infrastructure	Environmental	2	10-01-2029			2,229,999	45,357	35,268		2,149,374
Construction	#37 SIDEWALKS - TRANCHE 2	Infrastructure	Public Works Department	2	10-01-2029			3,500,000	630,172	1,268,873		1,600,953
Construction	#38 STREETS - TRANCHE 2	Infrastructure	Public Works Department	2	10-01-2029			8,600,000	592,201	1,333,220		6,674,577
Construction	#39 SEAWALLS/SHORELINES - TRANCHE 2	Infrastructure	Public Works Department	2	10-01-2029			4,999,999	1,242,464	411,378		3,346,157
<b>Construction Sum</b>								<b>\$19,329,998</b>	<b>\$2,510,194</b>	<b>\$3,048,739</b>		<b>\$13,771,061</b>
<b>Construction Count</b>						<b>4</b>	<b>80%</b>					
Design	#42 BAYSHORE TRAFFIC CALMING - T2	Infrastructure	Transportation	2	10-01-2026			500,000	-	2,589		497,411
<b>Design Sum</b>								<b>\$500,000</b>	<b>\$0</b>	<b>\$2,589</b>		<b>\$497,411</b>
<b>Design Count</b>						<b>1</b>	<b>20%</b>					
<b>Tranche 2 Total</b>						<b>5</b>	<b>100%</b>	<b>19,829,998</b>	<b>2,510,194</b>	<b>3,051,328</b>		<b>14,268,472</b>
<b>Grand Total</b>						<b>96</b>		<b>\$179,004,529</b>	<b>\$34,103,890</b>	<b>\$105,741,617</b>		<b>\$39,008,967</b>



YOUR VOICE, IN ACTION!

## 2025 CONSTRUCTION COMMENCEMENTS

\$28.4 Million Total GOB Budget



**Red Text** Indicates Projects that have changed from last month

**Bold Text** Indicates Projects have Commenced in Calendar Year

~~Strikethrough Text~~ Indicates when construction was originally supposed to commence as reported in the beginning of 2025

EXHIBIT D

G.O. BOND ARTS AND CULTURE PROJECT LIST BY PHASE

Active Phase	Project Name	Category	Department	Tranche	Anticipated End Date ↑	Count	%Count	\$ Budget	\$ Encumbered	\$ Spent	% Spent	\$ Available
Closed	05 COLONY ELECTRICAL IMPROVEMENTS	City Owned	Facilities Management	1	01-05-2024			134,200	-	124,241		9,959
Closed	14 MB BANDSHELL CANOPY PROJECTION MAPPING	City Owned	Grant - Facilities Management	1	01-30-2024			153,000	-	153,000		-
Closed	07 ART DECO LADDER/ROOF ACCESS	City Owned	Facilities Management	1	05-10-2024			15,600	-	1,828		13,772
Closed	01 BASS AUTOMATIC SHADE SYSTEM	City Owned	Facilities Management	1	06-18-2024			230,600	-	118,380		112,220
Closed	17 NORTH SHORE ARTISTIC PLAYGROUND	Other Projects	Parks & Recreation	1	01-31-2025			206,179	-	202,579		3,600
Closed	03 WF HOUSING (COLLINS PARK)	Non-City Owned	Grant - CIP	1	05-08-2025			4,000,000	-	4,000,000		-
<b>Closed Sum</b>								<b>4,739,579</b>	<b>-</b>	<b>4,600,028</b>		<b>139,552</b>
<b>Closed Count</b>						<b>6</b>	<b>13%</b>					
Complete	20 MB CLASSICAL MUSIC FESTIVAL	Other Projects	Loan	1	02-29-2024			1,500,000	-	1,484,757		15,243
Complete	01 BASS LIGHTING IMPROVEMENTS	City Owned	Facilities Management	1	01-30-2025			463,000	-	377,294		85,706
Complete	01 BASS MECHANICAL IMPROVEMENTS	City Owned	Facilities Management	1	01-30-2025			290,500	9,815	126,125		154,560
Complete	05 COLONY FF&E	City Owned	Facilities Management	1	12-09-2025			445,400	-	32,102		413,298
<b>Complete Sum</b>								<b>2,698,900</b>	<b>9,815</b>	<b>2,020,278</b>		<b>668,807</b>
<b>Complete Count</b>						<b>4</b>	<b>9%</b>					
Construction	01 BASS TECHNOLOGY IMPROVEMENTS	City Owned	Facilities Management	1	05-30-2025			604,000	163,419	14,391		426,190
Construction	01 BASS FIRE ALARM SYSTEM	City Owned	Facilities Management	1	07-31-2025			2,305,900	104,576	403,325		1,797,999
Construction	18 AQUATIC SCULPTURE PARK - PH. 1	Other Projects	Grant - Facilities Management	1	09-12-2025			1,589,237	-	1,233,192		356,046
Construction	05 COLONY TECHNOLOGY IMPROV.	City Owned	Grant - Facilities Management	1	11-11-2025			2,594,000	-	1,005,038		1,588,962
Construction	01 BASS MISCELLANEOUS IMPROVEMENTS	City Owned	Facilities Management	1	12-31-2025			833,000	324,275	144,349		364,376
Construction	09 HOLOCAUST MEMORIAL MB	Non-City Owned	Grant - Facilities Management	1	12-31-2025			7,150,000	-	577,077		6,572,923
Construction	12 HISPANIC COMMUNITY CNTR.	Non-City Owned	Grant - Facilities Management	1	12-31-2025			767,000	-	198,806		568,194
Construction	19 COLLINS PARK ROTUNDA	City Owned	Capital Improvement Projects	1	02-27-2026			4,140,000	2,891,635	1,019,034		229,332
Construction	08 NEW WORLD SYMPHONY	Non-City Owned	Grant - Facilities Management	1	10-09-2026			5,700,000	-	2,010,714		3,689,286
<b>Construction Sum</b>								<b>25,683,137</b>	<b>3,483,904</b>	<b>6,605,926</b>		<b>15,593,307</b>
<b>Construction Count</b>						<b>9</b>	<b>19%</b>					
Design	11 NBOC COMMUNITY ROOM FURNITURE	City Owned	Facilities Management	1	07-07-2025			78,600	60,292	582		17,727
Design	07 ART DECO LIGHTING	City Owned	Facilities Management	1	07-31-2025			156,000	142,221	1,154		12,625
Design	11 NBOC CATERING KITCHEN EXPANSION	City Owned	Facilities Management	1	08-11-2025			392,900	156,316	9,361		227,223
Design	16 JEWISH MUSEUM OF FLORIDA	Non-City Owned	Grant - Facilities Management	1	09-30-2025			750,000	-	-		750,000
Design	11 NBOC SOUND SYSTEM & ACOUSTICS	City Owned	Facilities Management	1	11-06-2025			408,300	87,566	46,803		273,931
Design	17 LA GORCE ARTISTIC PLAYGROUND	Other Projects	Parks & Recreation	1	12-01-2025			705,821	582,215	118,335		5,271
Design	05 COLONY SECURITY & COMM. SYSTEMS	City Owned	Facilities Management	1	12-29-2025			286,900	26,386	2,121		258,394
Design	05 COLONY BLDG. IMPROVEMENTS	City Owned	Facilities Management	1,2	04-06-2026			639,500	258,237	69,075		312,188
Design	17 S. POINTE ARTISTIC PLAYGROUND	Other Projects	Parks & Recreation	1	07-01-2026			1,126,000	-	9,554		1,116,446
Design	18 AQUATIC SCULPTURE PARK - PH. 2	Other Projects	Grant - Facilities Management	1	07-03-2026			2,328,316	-	-		2,328,316
Design	02 MCB ELECTRICAL IMPROVEMENTS	City Owned	Facilities Management	1	02-26-2027			393,500	-	7,305		386,195
Design	02 MCB ELEVATOR MODERNIZATION	City Owned	Facilities Management	1	02-26-2027			524,800	-	1,119		523,681
Design	02 MCB FF&E	City Owned	Facilities Management	1	02-26-2027			719,100	-	13,350		705,750
Design	02 MCB MECHANICAL IMPROVEMENTS	City Owned	Facilities Management	1	02-26-2027			900,000	-	16,709		883,291
Design	02 MCB MISCELLANEOUS IMPROVEMENTS	City Owned	Facilities Management	1	02-26-2027			1,944,600	-	36,102		1,908,498
Design	02 MCB TECH. IMPROVEMENTS	City Owned	Grant - Facilities Management	1	02-26-2027			7,518,000	-	294,093		7,223,907
Design	14 MB BANDSHELL BUILDING IMPROVEMENTS	City Owned	Capital Improvement Projects	1	08-13-2027			3,617,000	305,956	102,165		3,208,879
Design	07 ART DECO MUSEUM EXPANSION	City Owned	Capital Improvement Projects	1	08-21-2027			1,248,400	368,263	138,282		741,856
Design	06 MIAMI BEACH BOTANICAL GARDEN	City Owned	Capital Improvement Projects	1	05-14-2028			6,270,000	336,634	90,602		5,842,764
<b>Design Sum</b>								<b>30,007,737</b>	<b>2,324,084</b>	<b>956,710</b>		<b>26,726,943</b>
<b>Design Count</b>						<b>19</b>	<b>40%</b>					

**G.O. BOND ARTS AND CULTURE PROJECT LIST BY PHASE**

Active Phase	Project Name	Category	Department	Tranche	Anticipated End Date ↑	Count	%Count	\$ Budget	\$ Encumbered	\$ Spent	% Spent	\$ Available
Planning	13 COLLINS PARK CULTURAL CNTR.	City Owned	Capital Improvement Projects	1	10-15-2025 b			7,670,000	-	65,466		7,604,534
Planning	01 BASS MUSEUM MULTIPURPOSE ADDITION	City Owned	Capital Improvement Projects	1,2	09-21-2029			5,862,000	52,047	619,057		5,190,896
Planning	10 BYRON CARLYLE THEATER	City Owned	Facilities Management	1,2	11-01-2029			10,590,000	-	77,134		10,512,866
Planning	04 FILLMORE (JACKIE GLEASON)	City Owned	Facilities Management	1,2	(blank)			12,406,000	-	90,357		12,315,643
Planning	15 THE WOLFSONIAN	Non-City Owned	Grant - Facilities Management	1,2	(blank)			1,500,000	-	63,627		1,436,373
<b>Planning Sum</b>								<b>38,028,000</b>	<b>52,047</b>	<b>915,641</b>		<b>37,060,312</b>
<b>Planning Count</b>						<b>5</b>	<b>11%</b>					
Pending	11 NBOC PAINTING	City Owned	Facilities Management	1	12-31-2025			141,400	5,008	66,300		70,093
Pending	11 NBOC DOORS & WINDOWS SEAL	City Owned	Facilities Management	1	01-02-2026			161,800	3,662	1,196		156,942
Pending	17 OTHER ARTISTIC PLAYGROUNDS	Other Projects	Parks & Recreation	1	(blank)			1,797,000	-	-		1,797,000
Pending	18 AQUATIC SCULPTURE PARK - PH. 3	Other Projects	Grant - Facilities Management	1	(blank)			1,082,447	-	-		1,082,447
<b>Pending Sum</b>								<b>3,182,647</b>	<b>8,670</b>	<b>67,496</b>		<b>3,106,481</b>
<b>Pending Count</b>						<b>4</b>	<b>9%</b>					
						<b>47</b>	<b>100%</b>	<b>\$104,340,000</b>	<b>\$5,878,520</b>	<b>\$15,166,078</b>	<b>15%</b>	<b>\$83,295,402</b>



EXHIBIT E

## 2025 CONSTRUCTION COMMENCEMENTS

\$13.4 Million Total GOBAC Budget

### First Quarter

- **Holocaust Memorial**
- **Bass Technology – Wifi**
- **Reefline PH. 1 (fabrication)**

### Second Quarter

- ~~NBOC Sound/Acoustics~~
- ~~NBOC Kitchen~~
- ~~NBOC Furniture~~
- ~~Colony Bldg. Improvements~~
- ~~Colony Security/Comm.~~

### Third Quarter

- Jewish Museum
- Colony Bldg. Improvements
- NBOC Sound/Acoustics
- NBOC Kitchen
- NBOC Furniture
- La Gorce Playground
- ~~Colony Security/Comm.~~

### Fourth Quarter

**Red Text** Indicates Projects that have changed from last meeting

**Bold Text** Indicates Projects have Commenced in Calendar Year

~~Strikethrough Text~~ Indicates when construction was originally supposed to commence as reported in the beginning of 2025